



## Organizational Development Committee

Gregory Lippe, Public Member, President  
Debbie Veale, Licensee Member, Vice-President

### a. Budget Report/Update

#### Fiscal Year 2017/2018

Due to a transition to a new accounting system, FI\$CAL, final budget figures for Fiscal Year (FY) 2017/18 were not available until now. Based on final reporting, the Board received \$19,940,900 in revenue originating from the following:

**Revenue Sources Table: FY 2017/18**

Source	Amount	Percentage
Licensing	\$23,497,600	89%
Citation Fines	\$1,979,300	7%
Cost Recovery	\$812,300	3%
Interest	\$153,900	1%

Further, the Board expended \$23,078,000 in FY 2017/18. The largest expenditure categories are shown below. **Attachment 1** provides detailed expenditure data.

**Expenditures Table: FY 2017/18**

Source	Amount	Percentage
Personnel	\$15,004,500	65%
Enforcement	\$3,596,200	16%
Pro Rata	\$2,537,100	11%

#### Fiscal Year 2018/2019

As previously reported, because of a transition FI\$CAL, final budget figures are not available for FY 2018/19. It was originally anticipated that such information would be available after June 2019. Regrettably, this timeframe was not met and to date, FY 2018/19 is not final. Final budget reports for this fiscal year will be provided when available.

### Fiscal Year 2019/2020

On June 28, 2019, the Governor signed the budget for FY 2019/20. The new budget year began July 1, 2019. The Board's spending authorization for the year is \$26,007,000, which is an 11.3% increase from the prior year.

As previously noted, there continues to be a delay in receiving budget information due to the problems with the FISCAL accounting system. Based on current preliminary reports from February 2020, the Board has received \$19,940,900 in revenue originating from the following:

**Revenue Sources Table: FY 2019/2020**

Source	Amount	Percentage
Licensing	\$17,617,800	88%
Cost Recovery	\$1,573,300*	8%
Citation Fines	\$616,200	3%
Interest	\$133,600	1%

\*Total includes a large one-time payment.

Further, the Board estimates it has expended \$17,563,700 through February 2020. The largest expenditure categories are detailed below.

**Expenditures Table: FY 2019/2020**

Source	Amount	Percentage
Personnel	\$11,123,400	63%
Pro Rata	\$2,612,400	15%
Enforcement	\$2,653,500	15%
Facilities Operations	\$459,500	3%

Below is a summary of the Analysis of Fund Condition prepared by the department with the available budget reports. The fund condition assumed an effective date of new fees as April 1, 2020. As indicated, the board's fund is projected to be gradually restored.

**Fund Condition Table: FY 2019/2020**

<b>Fiscal Year</b>	<b>Fund Balance</b>	<b>Months in Reserve</b>
2018/2019	\$11,279,000	4.5
2019/2020	\$10,000,000	3.7
2020/2021	\$10,915,000	4.0
2021/2022	\$11,258,000	4.1

**Attachment 1** includes the Analysis of Fund Condition prepared by the department and detailed budget charts.

**b. Board Member Attendance Information**

**Attachment 2** includes a summary of Board member attendance at committee and board meetings this fiscal year.

**c. Personnel Update**

The Board currently has 15 vacant positions detailed below.

- One Assistant Executive Officer
- One Supervising Inspector
- Five Inspector positions
- Three Licensing positions
- Four Enforcement positions
- One Administrative position

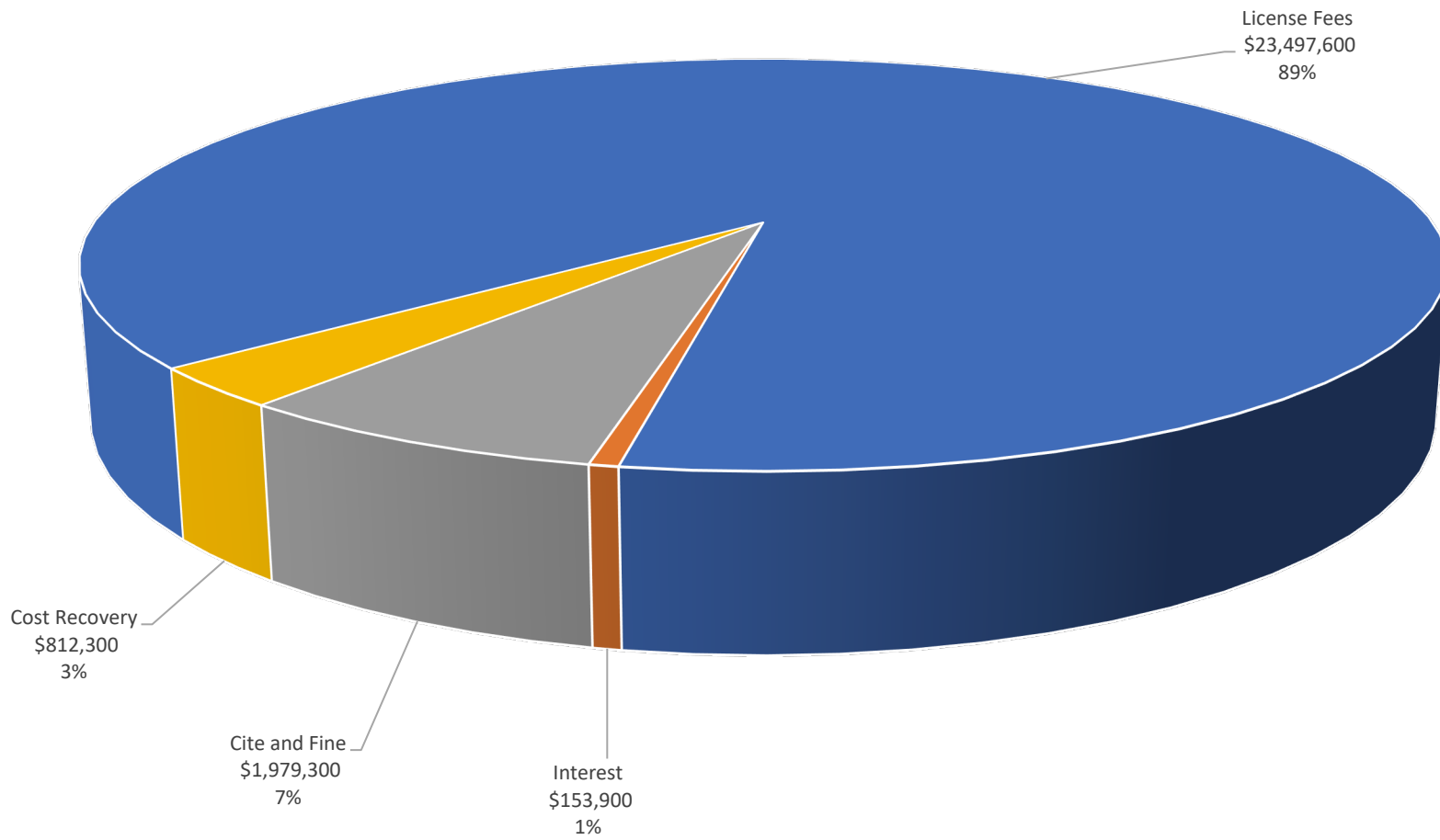
**d. Board and Committee Calendar for the Remainder 2020**

**Attachment 3** includes the schedule of meeting dates for the remainder of the calendar year. Board staff is working to secure meeting locations. Where a location has been secured, the location is also provided. Given the fluidity of the current public health crisis, changes to the meeting dates and locations may be necessary. Should that occur, information will be posted on the board's website and subscriber alerts released.

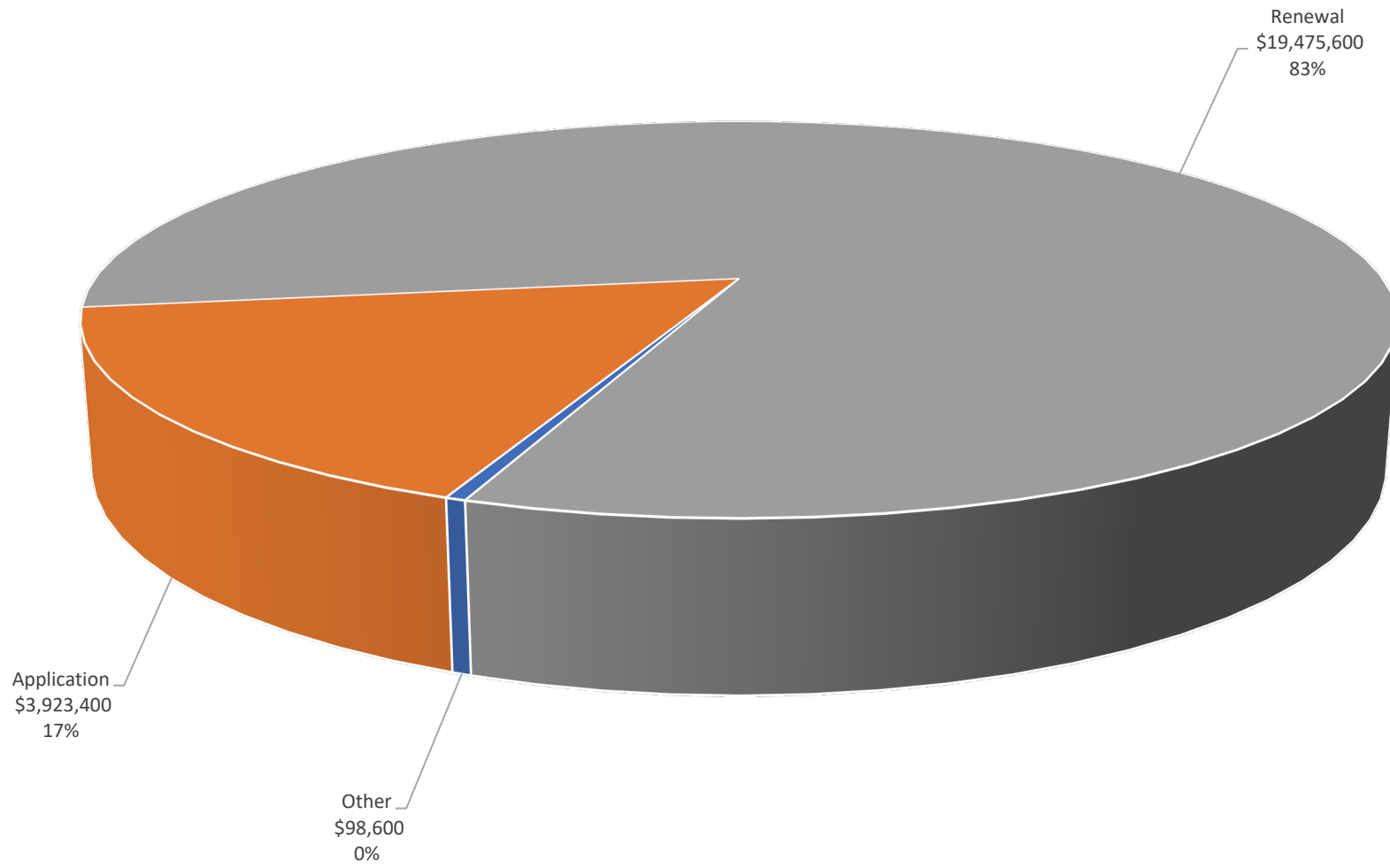
# **Attachment 1**

# **Fiscal Year 2017/18**

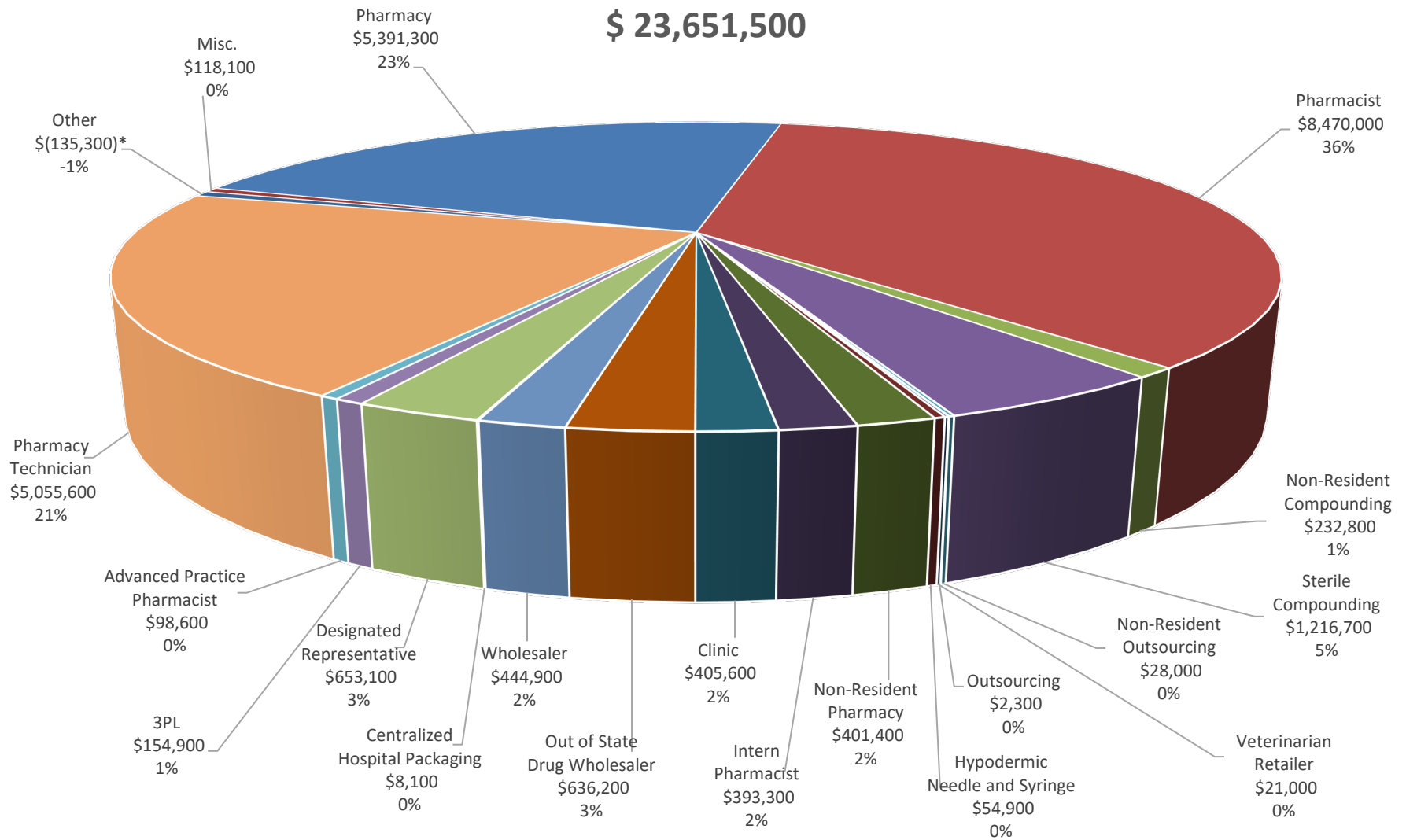
**Origin of Revenue**  
**FY 2017-2018**  
**FM 13**  
**\$26,443,100**



**Applications vs. Renewal**  
**FY 2017-2018**  
**FM 13**  
**\$23,497,600**



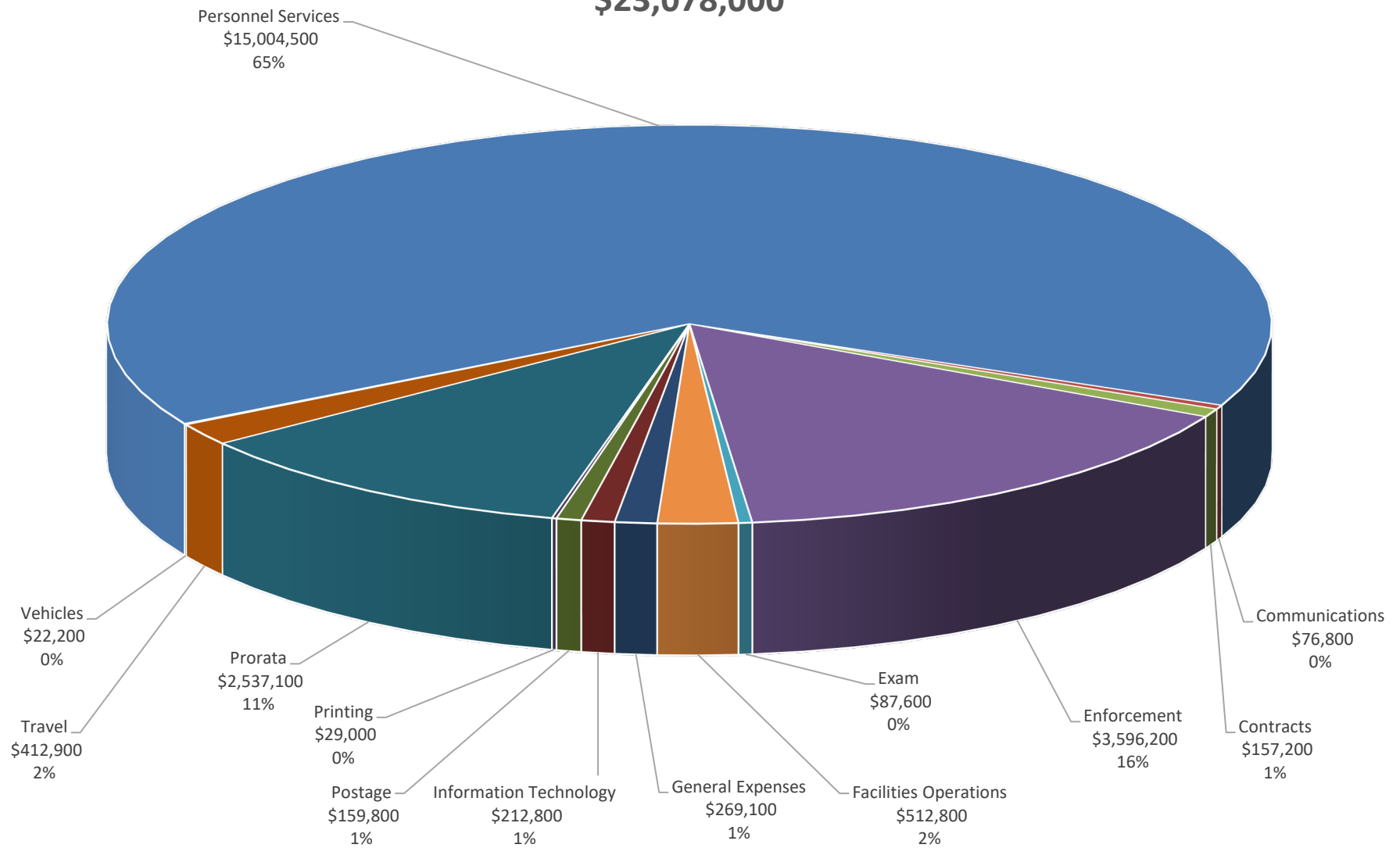
**Revenue by Program**  
**FY 2017-2018**  
**FM 13**  
**\$ 23,651,500**



\* Total includes a prior year revenue adjustment of (\$216,662)



**Expenditures**  
**FY 2017-2018**  
**FM 13**  
**\$23,078,000**



# **Fiscal Year 2019/20**

# 0767 - Pharmacy Board Contingent Fund

## Analysis of Fund Condition

Prepared 1.10.2020

(Dollars in Thousands)

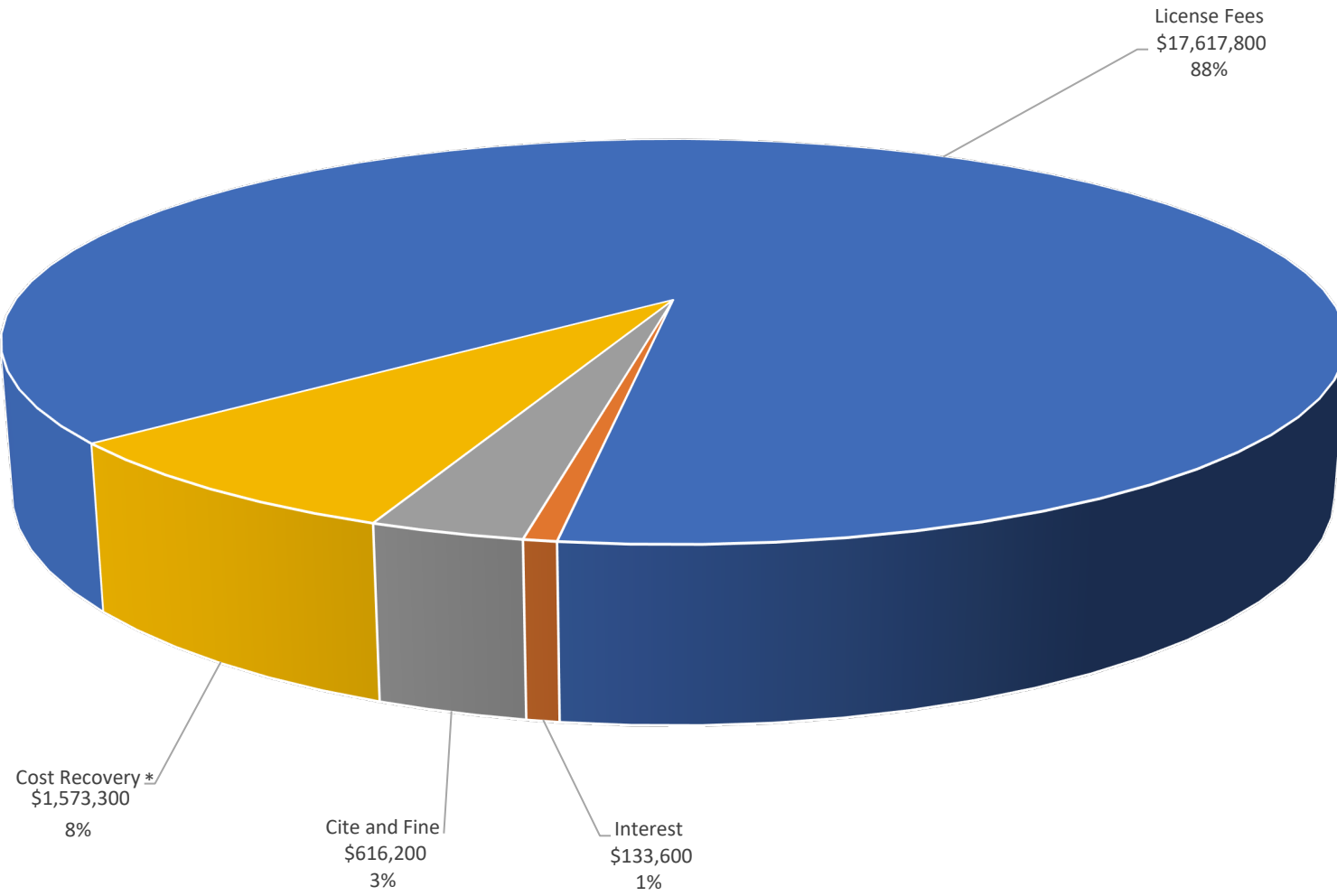
### 2020-21 Governor's Budget

	PY 2018-19	Budget Act CY 2019-20	BY 2020-21	BY +1 2021-22
<b>BEGINNING BALANCE</b>	\$ 8,614	\$ 11,279	\$ 10,000	\$ 10,915
Prior Year Adjustment	\$ 1,896		\$ -	\$ -
Adjusted Beginning Balance	\$ 10,510	\$ 11,279	\$ 10,000	\$ 10,915
<b>REVENUES AND TRANSFERS</b>				
Revenues:				
4121200 Delinquent Fees	\$ 189	\$ 215	\$ 240	\$ 240
4127400 Renewal Fees	\$ 19,688	\$ 23,129	\$ 26,857	\$ 26,857
4129200 Other Regulatory Fees	\$ 1,544	\$ 933	\$ 935	\$ 935
4129400 Other Regulatory Licenses and Permits	\$ 3,987	\$ 4,406	\$ 4,760	\$ 4,760
4135000 Local Agencies - Miscellaneous Revenue	\$ 1	\$ 1	\$ 1	\$ 1
4163000 Investment Income - Surplus Money Investments	\$ 206	\$ 73	\$ 144	\$ 166
4171400 Escheat - Unclaimed Checks, Warrants, Bonds, and Coupons	\$ 211	\$ -	\$ -	\$ -
4172500 Miscellaneous Revenue	\$ 6	\$ -	\$ -	\$ -
Totals, Revenues	\$ 25,832	\$ 28,757	\$ 32,937	\$ 32,959
Totals, Revenues and Transfers	\$ 25,832	\$ 28,757	\$ 32,937	\$ 32,959
Totals, Resources	\$ 36,342	\$ 40,036	\$ 42,937	\$ 43,874
<b>EXPENDITURES</b>				
Disbursements:				
1111 Department of Consumer Affairs Program Expenditures (State Operations)	\$ 23,511	\$ 27,852	\$ 29,684	\$ 30,278
8880 Financial Information System for California (State Operations)	\$ 2	\$ -2	\$ -	\$ -
9892 Supplemental Pension Payments (State Operations)	\$ 309	\$ 659	\$ 659	\$ 659
9900 Statewide General Administrative Expenditures (Pro Rata) (State Operations)	\$ 1,241	\$ 1,527	\$ 1,679	\$ 1,679
Total Disbursements	\$ 25,063	\$ 30,036	\$ 32,022	\$ 32,616
<b>FUND BALANCE</b>				
Reserve for economic uncertainties	\$ 11,279	\$ 10,000	\$ 10,915	\$ 11,258
<b>Months in Reserve</b>	4.5	3.7	4.0	4.1

#### NOTES:

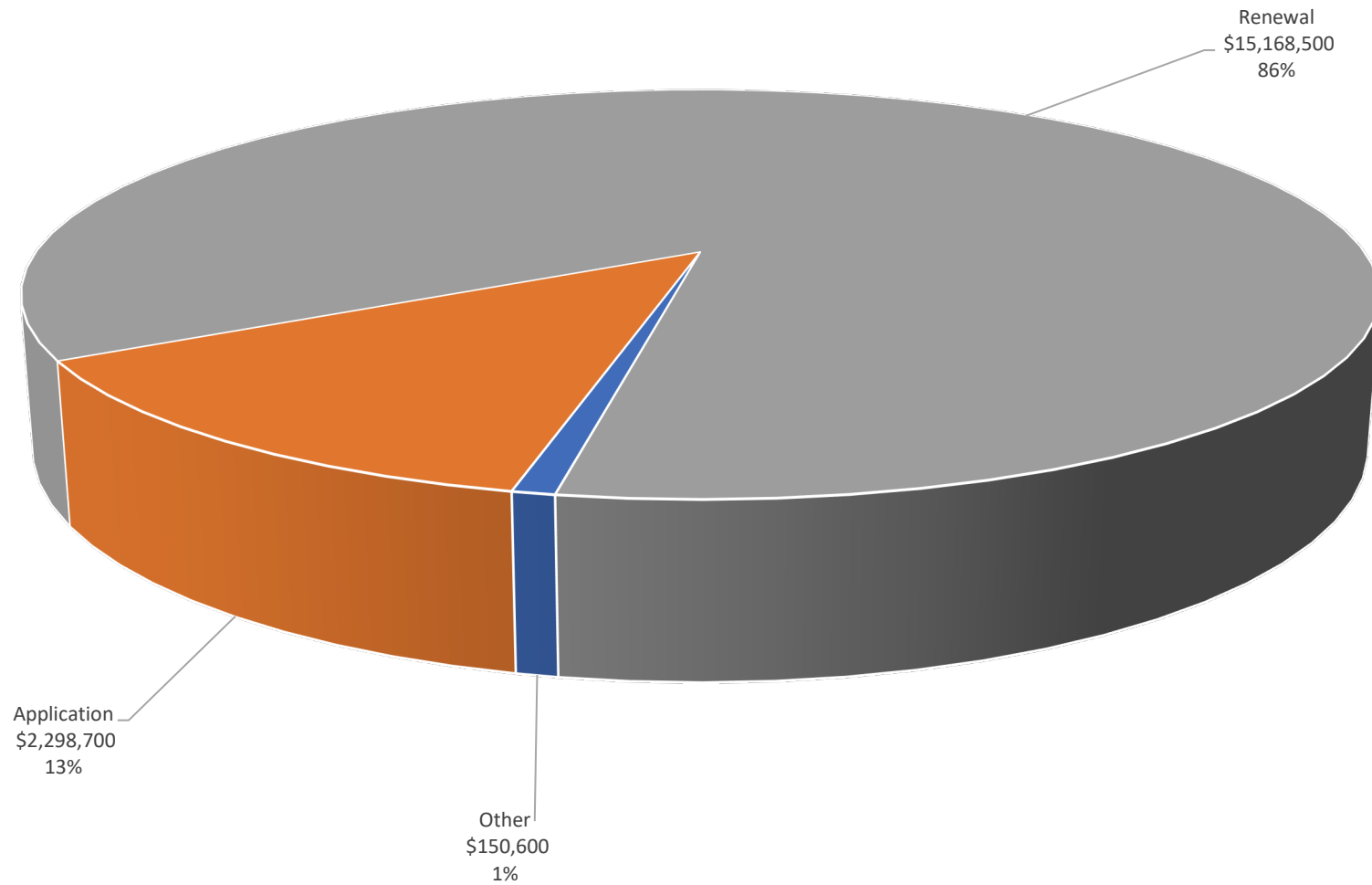
- ASSUMES WORKLOAD AND REVENUE PROJECTIONS ARE REALIZED FOR BY+1 AND ON-GOING.
- ASSUMES APPROPRIATION GROWTH OF 3% PER YEAR IN BY+1 AND ON-GOING..
- ASSUMES INTEREST RATE OF 1.5%

**Origin of Revenue  
FY 2019-2020  
FM 8  
\$19,940,900**

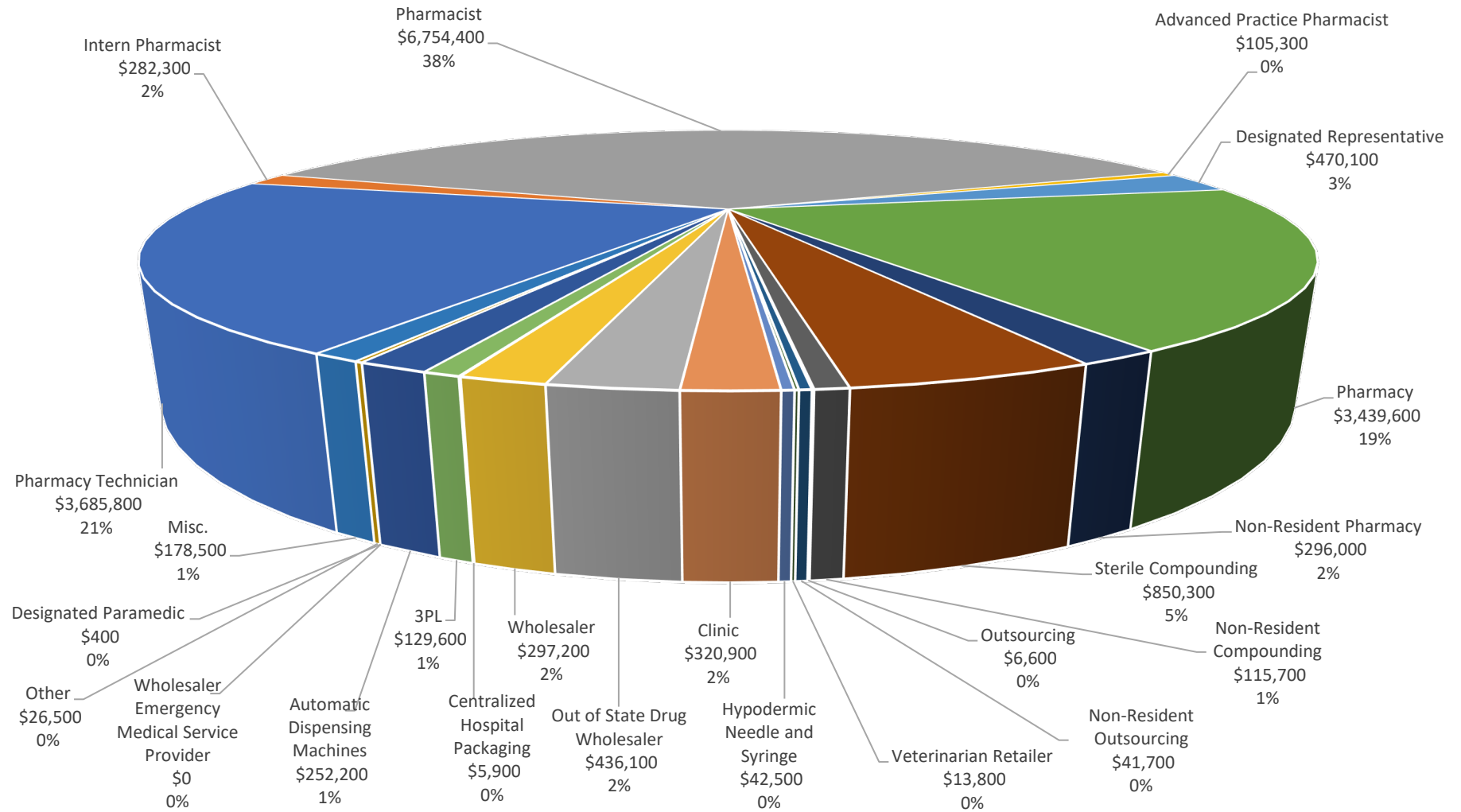


\*Total includes a large one-time payment.

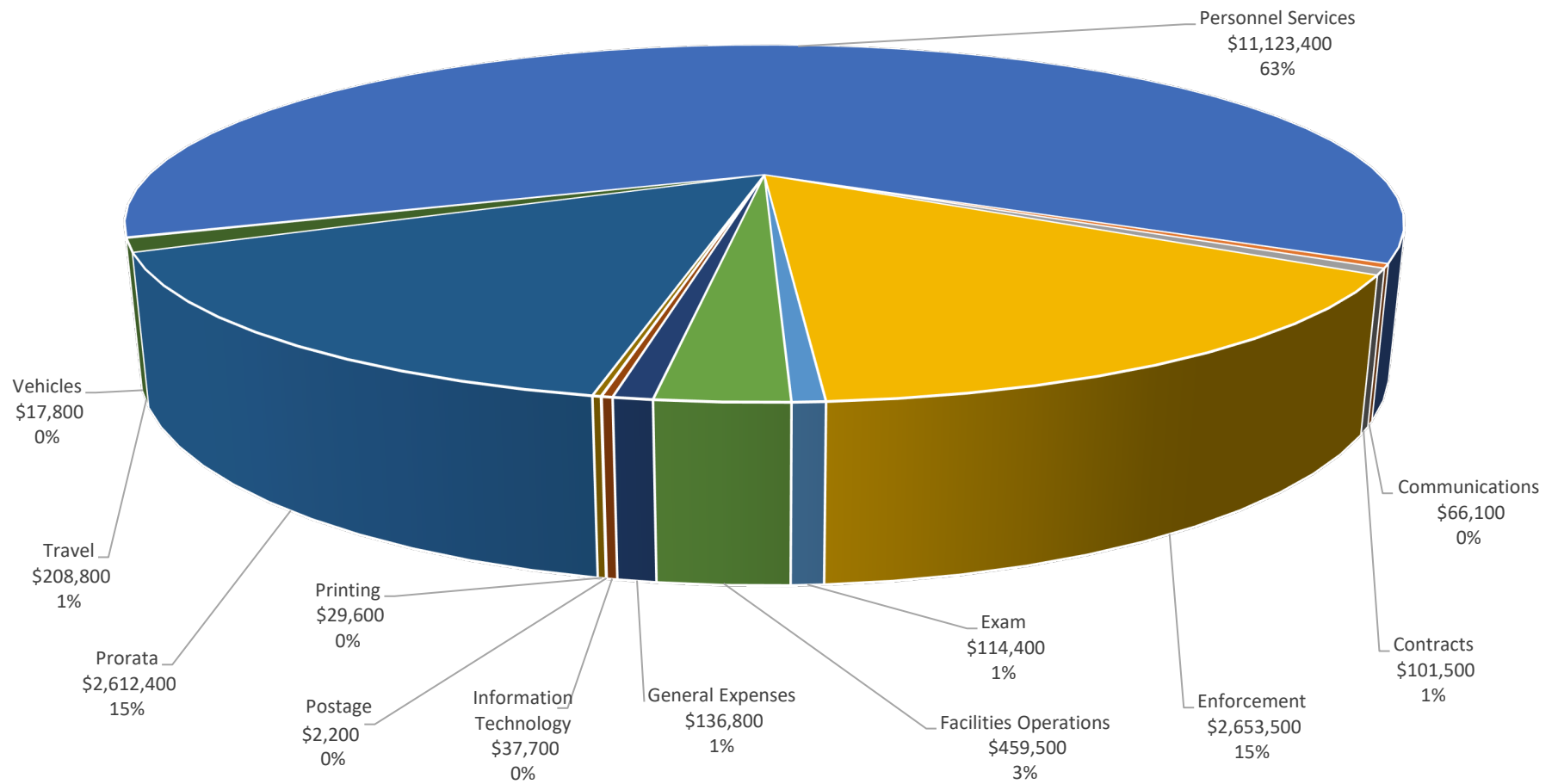
**Applications vs. Renewal**  
**FY 2019-2020**  
**FM 8**  
**\$17,617,800**



Revenue by Program  
FY 2019-2020  
FM 08  
\$17,751,400



**Expenditures**  
**FY 2019-20**  
**FM 8**  
**\$17,563,700**



# **Attachment 2**



**Full Board Meetings – FY 2019/2020**

<b>Board Member</b>	<b>7/24/19</b>	<b>7/25/19</b>	<b>9/13/19</b>	<b>11/5/19</b>	<b>11/6/19</b>	<b>12/13/19</b>	<b>1/29/20</b>	<b>1/29/20</b>
Brooks			X	X	X	X	X	X
Butler	X	X					X	X
Kim	X		X	X	X		X	X
Lippe	X	X	X	X	X	X	X	X
Muñoz								
Sanchez	X	X		X	X	X	X	X
Schaad	X	X	X	X	X	X	X	X
Serpa	X	X	X	X	X	X	X	X
Veale	X	X	X	X	X	X	X	X
Wong	X	X		X	X	X	X	X

<b>Board Member</b>	<b>3/27/20</b>
Brooks	X
Butler	X
Kim	X
Lippe	X
Oh	X
Patel	X
Sanchez	X
Serpa	X
Veale	X
Wong	X

N/A denotes not appointed to the committee at the time

## Committee Meetings 2019/2020

### Enforcement Committee Meetings – FY 2019/2020

Board Member	7/10/19	11/5/19	1/29/20
Lippe	X	X	X
Sanchez	X	X	X
Schaad	X	X	X
Serpa	N/A	X	X
Wong	X	X	X

### Compounding Committee Meetings – FY 2019/2020

Board Member	7/11/19	9/5/19	9/24/19	11/5/19
Lippe	N/A	X	X	x
Schaad	X	X	X	x
Serpa	X	X	X	x

### Legislation and Regulation Committee Meetings – FY 2019/2020

Board Member	7/24/19	11/5/19	1/29/20
Brooks		X	X
Butler	X		X
Kim	X	X	
Lippe	X	X	X
Serpa	X	X	X

### Licensing Committee Meetings – FY 2019/2020

Board Member	9/25/19	11/5/19	12/12/19	1/9/20
Butler				
Schaad	X	x	x	x
Veale	X	x	x	x
Wong	X	x	x	x

N/A denotes not appointed to the committee at the time

Communication and Public Education Committee Meetings – 2019/2020

<b>Board Member</b>	<b>7/24</b>	<b>1/29/20</b>
Brooks		X
Kim	X	
Muñoz		
Sanchez	X	X
Veale	X	X

N/A denotes not appointed to the committee at the time

# **Attachment 3**

## Board and Committee Calendar for the Remainder 2020

Date	Type of Meeting	Location
June 18, 2020	Petitioner Meeting	Touro University California 1310 Club Drive Mare Island Vallejo, California 94592
July 8, 2020	Licensing, Communication & Public Education Committee Meetings	Department of Consumer Affairs 1625 N. Market Blvd. 1st Floor Hearing Room Sacramento, CA 95834
July 9, 2020	Enforcement, and Legislation & Regulation Committee Meeting	Department of Consumer Affairs 1625 N. Market Blvd. 1st Floor Hearing Room Sacramento, CA 95834
July 29-30, 2020	Board Meeting	Embassy Suites by Hilton Anaheim South 11767 Harbor Blvd, Garden Grove, CA 92840
September 17, 2020	Petitioner Meeting	Board of Pharmacy 2720 Gateway Oaks Drive 1st Floor Hearing Room Sacramento, CA 95833
October 27-28, 2020	Committee and Board Meeting	Department of Consumer Affairs 1625 N. Market Blvd. 1st Floor Hearing Room Sacramento, CA 95834
December 3, 2020	Petitioner Meeting	TBD